









2023089 KWA ZULU NATAL MASTERS (SENIORS)
MD 45

Box 1

				1.	2.	3.	4.
TSA711025	KZN		1. Nkululeko MTHEMBU Neal KHUZWAYO		6-2, 2-6, 6-2	6-1, 6-0	6-4, 1-6, 4-6
TSA690045	KZN		2. Gavin STEWART Lloyd BISSETT	2-6, 6-2, 2-6		6-0, 6-1	3-6, 1-6
TSA591017	GE		3. Johan GROBLER Neil ALSTON	1-6, 0-6	0-6, 1-6		1-6, 1-6
TSA751067	KZN		4. Wayne MANNING Gavin LINNETT	4-6, 6-1, 6-4	6-3, 6-1	6-1, 6-1	

Standings	Points	Wins	Losses	Sets	Games
1. LINNETT / MANNING	6	3	0	6 - 1 (85.71%)	40 - 17 (70.18%)
2. KHUZWAYO / MTHEMBU	4	2	1	5 - 3 (62.5%)	37 - 27 (57.81%)
3. BISSETT / STEWART	2	1	2	3 - 4 (42.86%)	26 - 27 (49.06%)
4. ALSTON / GROBLER	0	0	3	0 - 6 (0%)	4 - 36 (10%)

Box 2

				1.	2.	3.	4.
TSA751135	GC		1. Jaco DROTSKIE Peter DIAMOND		3-6, 2-6	1-6, 7-5, 6-3	1-6, 0-6
TSA691044	KZN		2. Abraham DE VILLIERS (D2330) KEVIN BROOKS (B2595)	6-3, 6-2		7-5, 4-6, 10-1	3-6, 6-4, 4-10
TSA771172	GN		3. Lulamile NOMPIKU Heinrich GUSE	6-1, 5-7, 3-6	5-7, 6-4, 1-10		0-6, 1-6
TSA721079	WP		4. Benjamin PEACEFULL Roger LAUF	6-1, 6-0	6-3, 4-6, 10-4	6-0, 6-1	

Standings	Points	Wins	Losses	Sets	Games
1. LAUF / PEACEFULL	6	3	0	6 - 1 (85.71%)	44 - 15 (74.58%)
2. BROOKS (B2595) / DE VILLIERS (D2330)	4	2	1	5 - 3 (62.5%)	46 - 37 (55.42%)
3. DIAMOND / DROTSKIE	2	1	2	2 - 5 (28.57%)	20 - 38 (34.48%)
4. GUSE / NOMPIKU	0	0	3	2 - 6 (25%)	27 - 47 (36.49%)

1/2 Playoff

LINNETT / MANNING	LINNETT / MANNING
LAUF / PEACEFULL	6-2, 6-4

3/4 Playoff

KHUZWAYO / MTHEMBU	KHUZWAYO / MTHEMBU
BROOKS (B2595) / DE VILLIERS (D2330)	6-2, 6-7, 10-5

5/6 Playoff

BISSETT / STEWART	
DIAMOND / DROTSKIE	BISSETT / STEWART 6-1, 6-1

7/8 Playoff

ALSTON / GROBLER	
GUSE / NOMPUKU	GUSE / NOMPUKU 6-0, 7-6