





2023147 EDEN SUPER SIX MASTERS
WS 35

Box 1

				1.	2.	3.
TSA751061	EDEN		1. MATTHEE Retha		2-6, 7-5, 5-7	6-1, 3-6, 7-6
TSA810059	EP		2. GOODALL Victoria	6-2, 5-7, 7-5		6-0, 6-2
TSA750041	NC		3. WILKE Marlese	1-6, 6-3, 6-7	0-6, 2-6	

Standings	Points	Wins	Losses	Sets	Games
1. Victoria GOODALL	4	2	0	4 - 1 (80%)	30 - 16 (65.22%)
2. Retha MATTHEE	2	1	1	3 - 3 (50%)	30 - 31 (49.18%)
3. Marlese WILKE	0	0	2	1 - 4 (20%)	15 - 28 (34.88%)

Box 2

				1.	2.	3.	4.
TSA790090	WP		1. BOYD Jacqui		6-3, 6-1	6-0, 6-0	6-2, 6-0
TSA760049	WP		2. KOTZE Magda	3-6, 1-6		6-0, 6-0	6-3, 6-4
TSA881250	Winel		3. FITCHET Siggi	0-6, 0-6	0-6, 0-6		2-6, 0-6
TSA821033	GN		4. [4] GROVE Jacqui	2-6, 0-6	3-6, 4-6	6-2, 6-0	

Standings	Points	Wins	Losses	Sets	Games
1. Jacqui BOYD	6	3	0	6 - 0 (100%)	36 - 6 (85.71%)
2. Magda KOTZE	4	2	1	4 - 2 (66.67%)	28 - 19 (59.57%)
3. [4] Jacqui GROVE	2	1	2	2 - 4 (33.33%)	21 - 26 (44.68%)
4. Siggi FITCHET	0	0	3	0 - 6 (0%)	2 - 36 (5.26%)

1/2 Playoff

Victoria GOODALL	Jacqui BOYD
Jacqui BOYD	6-0, 7-5

3/4 Playoff

Retha MATTHEE	Retha MATTHEE
Magda KOTZE	7-5, 6-1

5/6 Playoff

Marlese WILKE

[4] Jacqui GROVE

Marlese WILKE

6-4, 6-2