








2024029 ITF MASTERS SA NATIONALS  
MS 30

Box 1

				1.	2.	3.	4.
TSA930771	Borde		1. MOSTERT Ruan		6-1, 6-3	6-1, 6-0	6-7, 6-2, 4-10
TSA931224	KZN		2. WRIGHT Thomas	1-6, 3-6		6-3, 6-1	5-7, 2-6
TSA941296	WP		3. UYS Hendrik	1-6, 0-6	3-6, 1-6		4-6, 1-6
TSA921545	BOR		4. BRUYN Anro	7-6, 2-6, 10-4	7-5, 6-2	6-4, 6-1	

Standings	Points	Wins	Losses	Sets	Games
1. Anro BRUYN	6	3	0	6 - 1 (85.71%)	44 - 28 (61.11%)
2. Ruan MOSTERT	4	2	1	5 - 2 (71.43%)	40 - 24 (62.5%)
3. Thomas WRIGHT	2	1	2	2 - 4 (33.33%)	23 - 29 (44.23%)
4. Hendrik UYS	0	0	3	0 - 6 (0%)	10 - 36 (21.74%)

Box 2

				1.	2.	3.	4.
TSA931205	Wineb		1. FITCHET Glenn		6-2, 7-5	6-1, 6-4	6-2, 6-1
TSA931221	GN		2. REPSOLD Leon	2-6, 5-7		6-1, 6-3	6-2, 6-2
TSA902258	GC		3. NOJAJA Asanda	1-6, 4-6	1-6, 3-6		2-6, 2-6
TSA921445	GN		4. WILSON Gordon	2-6, 1-6	2-6, 2-6	6-2, 6-2	

Standings	Points	Wins	Losses	Sets	Games
1. Glenn FITCHET	6	3	0	6 - 0 (100%)	37 - 15 (71.15%)
2. Leon REPSOLD	4	2	1	4 - 2 (66.67%)	31 - 21 (59.62%)
3. Gordon WILSON	2	1	2	2 - 4 (33.33%)	19 - 28 (40.43%)
4. Asanda NOJAJA	0	0	3	0 - 6 (0%)	13 - 36 (26.53%)

1/2 Playoff

Anro BRUYN	Anro BRUYN
Glenn FITCHET	6-7(3), 6-3, 10-6

3/4 Playoff

Ruan MOSTERT	Ruan MOSTERT
Leon REPSOLD	6-1, 6-0

5/6 Playoff

Thomas WRIGHT	
	Thomas WRIGHT
Gordon WILSON	6-4, 6-7(6), 10-7

7/8 Playoff

Hendrik UYS	
	Hendrik UYS
Asanda NOAJA	3-6, 6-4, 10-6