






2024073 Joburg Rainbow Kidz 10+U
Green Ball Boys

Box 1

				1.	2.	3.	4.	5.
TSA161014	GC		1. GORDON Ralph		7-0	3-4	1-6	7-0
			2. BRINK Pierre	0-7		4-3	0-7	2-5
TSA161017	GC		3. STRYDOM Sian	4-3	3-4		1-6	6-1
TSA151138			4. MASANGO Ryan	6-1	7-0	6-1		5-2
	GN		5. CHARLTON Daniel	0-7	5-2	1-6	2-5	

Standings	Points	Wins	Losses	Sets	Games
1. Ryan MASANGO	0	4	0	4 - 0 (100%)	24 - 4 (85.71%)
2. Ralph GORDON	0	2	2	2 - 2 (50%)	18 - 10 (64.29%)
3. Sian STRYDOM	0	2	2	2 - 2 (50%)	14 - 14 (50%)
4. Daniel CHARLTON	0	1	3	1 - 3 (25%)	8 - 20 (28.57%)
5. Pierre BRINK	0	1	3	1 - 3 (25%)	6 - 22 (21.43%)

Box 2

				1.	2.	3.	4.	5.
TSA141230	GC		1. BIJKERSMA Fritz		4-3	7-0	6-1	7-0
TSA161114	GC		2. WAGENAAR LUKA	3-4		7-0	7-0	6-1
TSA151287			3. SCHLEBUSCH Jayden	0-7	0-7		1-6	1-6
	GE		4. SAINI Aarav	1-6	0-7	6-1		3-4
TSA141547	GN		5. HAVENAAR Jacques	0-7	1-6	6-1	4-3	





Standings	Points	Wins	Losses	Sets	Games
1. Fritz BIJKERSMA	0	4	0	4 - 0 (100%)	24 - 4 (85.71%)
2. LUKA WAGENAAR	0	3	1	3 - 1 (75%)	23 - 5 (82.14%)
3. Jacques HAVENAAR	0	2	2	2 - 2 (50%)	11 - 17 (39.29%)
4. Aarav SAINI	0	1	3	1 - 3 (25%)	10 - 18 (35.71%)
5. Jayden SCHLEBUSCH	0	0	4	0 - 4 (0%)	2 - 26 (7.14%)

Box 3

				1.	2.	3.	4.	5.
			1. VAN HEERDEN Rupert		0-7	7-0	7-0	1-6
TSA151236	GC		2. GOVINDASAMI Thanesan	7-0		7-0	7-0	5-2
	GC		3. JORDAAN Ernst	0-7	0-7		2-5	0-7
TSA151271	GC		4. WOLVAARDT Jonathan	0-7	0-7	5-2		0-7
TSA151193	GN		5. BECKER Nathan	6-1	2-5	7-0	7-0	

Standings	Points	Wins	Losses	Sets	Games
1. Thanesan GOVINDASAMI	0	4	0	4 - 0 (100%)	26 - 2 (92.86%)
2. Nathan BECKER	0	3	1	3 - 1 (75%)	22 - 6 (78.57%)
3. Rupert VAN HEERDEN	0	2	2	2 - 2 (50%)	15 - 13 (53.57%)
4. Jonathan WOLVAARDT	0	1	3	1 - 3 (25%)	5 - 23 (17.86%)
5. Ernst JORDAAN	0	0	4	0 - 4 (0%)	2 - 26 (7.14%)

Box 4

				1.	2.	3.	4.	5.	6.
TSA141016	GC		1. GORDON Franklin		0-7	4-3	3-4	2-5	4-3
TSA141162	GC		2. WILKINSON Kyle	7-0		7-0	7-0	7-0	7-0
	GC		3. BOSHOFF Bernard	3-4	0-7		5-2	1-6	3-4
TSA161059	GC		4. BECKER SION-SCHALK	4-3	0-7	2-5		0-7	4-3
TSA141556	GN		5. FOURIE Joel	5-2	0-7	6-1	7-0		6-1
TSA141351	GN		6. WILSON Daniel	3-4	0-7	4-3	3-4	1-6	

Standings	Points	Wins	Losses	Sets	Games
1. Kyle WILKINSON	0	5	0	5 - 0 (100%)	35 - 0 (100%)
2. Joel FOURIE	0	4	1	4 - 1 (80%)	24 - 11 (68.57%)
3. Franklin GORDON	0	2	3	2 - 3 (40%)	13 - 22 (37.14%)
4. Bernard BOSHOFF	0	1	4	1 - 4 (20%)	12 - 23 (34.29%)
5. Daniel WILSON	0	1	4	1 - 4 (20%)	11 - 24 (31.43%)
6. SION-SCHALK BECKER	0	2	3	2 - 3 (40%)	10 - 25 (28.57%)

1/2 Playoff

Ryan MASANGO	Ryan MASANGO
Thanesan GOVINDASAMI	6-1
Fritz BIJKERSMA	Kyle WILKINSON
Kyle WILKINSON	7-0
	6-1

3/4 Playoff

Thanesan GOVINDASAMI	Fritz BIJKERSMA
Fritz BIJKERSMA	7-0

5/6 Playoff

Ralph GORDON	Ralph GORDON
Nathan BECKER	5-2
LUKA WAGENAAR	Joel FOURIE
Joel FOURIE	6-1
	6-1

7/8 Playoff

Nathan BECKER	
	LUKA WAGENAAR
LUKA WAGENAAR	5-2

9/10 Playoff

Sian STRYDOM	
	Sian STRYDOM
Rupert VAN HEERDEN	4-3
	Franklin GORDON
Jacques HAVENAAR	4-3
	Franklin GORDON
Franklin GORDON	5-2

11/12 Playoff

Rupert VAN HEERDEN	
	Rupert VAN HEERDEN
Jacques HAVENAAR	4-3

13/14 Playoff

Daniel CHARLTON	
	Daniel CHARLTON
Jonathan WOLVAARDT	7-0
	Bernard BOSHOF
Aarav SAINI	6-1
	Bernard BOSHOF
Bernard BOSHOF	7-0

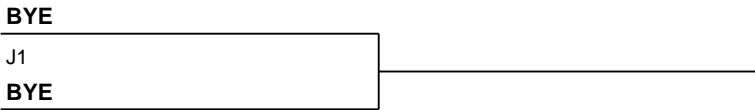
15/16 Playoff

Jonathan WOLVAARDT	
	Aarav SAINI
Aarav SAINI	7-0


17/18 Playoff



19/20 Playoff



21/22 Playoff



23/24 Playoff

