



















2018056 GN Winter  
BS 10

Box 1

				1.	2.	3.	4.	5.	6.	7.	8.	9.
TSA081195	GC		1. MAHOMED Rayhaan		0-7	0-7	0-7	1-6	2-5	1-6	0-7	0-7
TSA091203	GN		2. SMIT Joshua	7-0		6-1	4-3	6-1	5-2	6-1	3-4	2-5
TSA081166			3. DE WIT Luan	7-0	1-6		3-4	6-1	4-3	7-0	4-3	2-5
TSA081272	GN		4. CILLIERS Rikus	7-0	3-4	4-3		6-1	6-1	5-2	5-2	2-5
TSA091194	GN		5. DU PREEZ WILHELM	6-1	1-6	1-6	1-6		0-7	5-2	1-6	1-6
TSA091191	GN		6. DODD Ethan	5-2	2-5	3-4	1-6	7-0		7-0	4-3	0-7
TSA091161	GN		7. DU PLOOY Rulan	6-1	1-6	0-7	2-5	2-5	0-7		0-7	0-7
TSA081364	NWP		8. VOLSCHENK Thiard	7-0	4-3	3-4	2-5	6-1	3-4	7-0		1-6
TSA081360	NWP		9. ARNOLD Wicus	7-0	5-2	5-2	5-2	6-1	7-0	7-0	6-1	

Standings	Points	Wins	Losses	Sets	Games
1. Wicus ARNOLD	16	8	0	8 - 0 (100%)	48 - 8 (85.71%)
2. Joshua SMIT	12	6	2	6 - 2 (75%)	39 - 17 (69.64%)
3. Rikus CILLIERS	12	6	2	6 - 2 (75%)	38 - 18 (67.86%)
4. Luan DE WIT	10	5	3	5 - 3 (62.5%)	34 - 22 (60.71%)
5. Thiard VOLSCHENK	8	4	4	4 - 4 (50%)	33 - 23 (58.93%)
6. Ethan DODD	8	4	4	4 - 4 (50%)	29 - 27 (51.79%)
7. WILHELM DU PREEZ	4	2	6	2 - 6 (25%)	16 - 40 (28.57%)
8. Rulan DU PLOOY	2	1	7	1 - 7 (12.5%)	11 - 45 (19.64%)
9. Rayhaan MAHOMED	0	0	8	0 - 8 (0%)	4 - 52 (7.14%)

Box 2

				1.	2.	3.	4.	5.	6.	7.	8.	9.
TSA081231	GN		1. KOPPESCHAAR Justin		1-6	4-3	4-3	0-7	5-2	5-2	0-7	2-5
TSA081113	GN		2. DE LA PORT Pierre	6-1		6-1	6-1	3-4	4-3	5-2	2-5	2-5
TSA101063	GN		3. RHEEDER Frederik	3-4	1-6		5-2	1-6	2-5	4-3	1-6	1-6
TSA081347	GN		4. JACOBS Ryan	3-4	1-6	2-5		0-7	3-4	3-4	0-7	1-6
TSA081025	Winel		5. BADENHORST Liam	7-0	4-3	6-1	7-0		5-2	5-2	4-3	4-3
TSA081351			6. VAN SCHALKWYK Jacques	2-5	3-4	5-2	4-3	2-5		2-5	1-6	0-7
TSA111025	GN		7. DE JAGER Kean	2-5	2-5	3-4	4-3	2-5	5-2		3-4	1-6
TSA081051	GN		8. MEIRING Sean	7-0	5-2	6-1	7-0	3-4	6-1	4-3		2-5
TSA081084	NW		9. DELPORT RUAN	5-2	5-2	6-1	6-1	3-4	7-0	6-1	5-2	

Standings	Points	Wins	Losses	Sets	Games
1. Liam BADENHORST	16	8	0	8 - 0 (100%)	42 - 14 (75%)
2. RUAN DELPORT	14	7	1	7 - 1 (87.5%)	43 - 13 (76.79%)
3. Sean MEIRING	12	6	2	6 - 2 (75%)	40 - 16 (71.43%)
4. Pierre DE LA PORT	10	5	3	5 - 3 (62.5%)	34 - 22 (60.71%)
5. Justin KOPPESCHAAR	8	4	4	4 - 4 (50%)	21 - 35 (37.5%)
6. Kean DE JAGER	4	2	6	2 - 6 (25%)	22 - 34 (39.29%)
7. Jacques VAN SCHALKWYK	4	2	6	2 - 6 (25%)	19 - 37 (33.93%)
8. Frederik RHEEDER	4	2	6	2 - 6 (25%)	18 - 38 (32.14%)
9. Ryan JACOBS	0	0	8	0 - 8 (0%)	13 - 43 (23.21%)

1/2 Playoff

Wicus ARNOLD

Liam BADENHORST

Liam BADENHORST

4-3



3/4 Playoff

Joshua SMIT	
RUAN DELPORT	RUAN DELPORT
	5-2

5/6 Playoff

Rikus CILLIERS	
Sean MEIRING	Sean MEIRING
	6-1

7/8 Playoff

Luan DE WIT	
Pierre DE LA PORT	Pierre DE LA PORT
	4-3

9/10 Playoff

BYE	
E1	
BYE	

11/12 Playoff

BYE	
F1	
BYE	Kean DE JAGER

13/14 Playoff

BYE	
G1	
BYE	WILHELM DU PREEZ



15/16 Playoff

BYE	
H1	Rulan DU PLOOY
BYE	

17/18 Playoff

BYE	
I1	Rayhaan MAHOMED
BYE	