
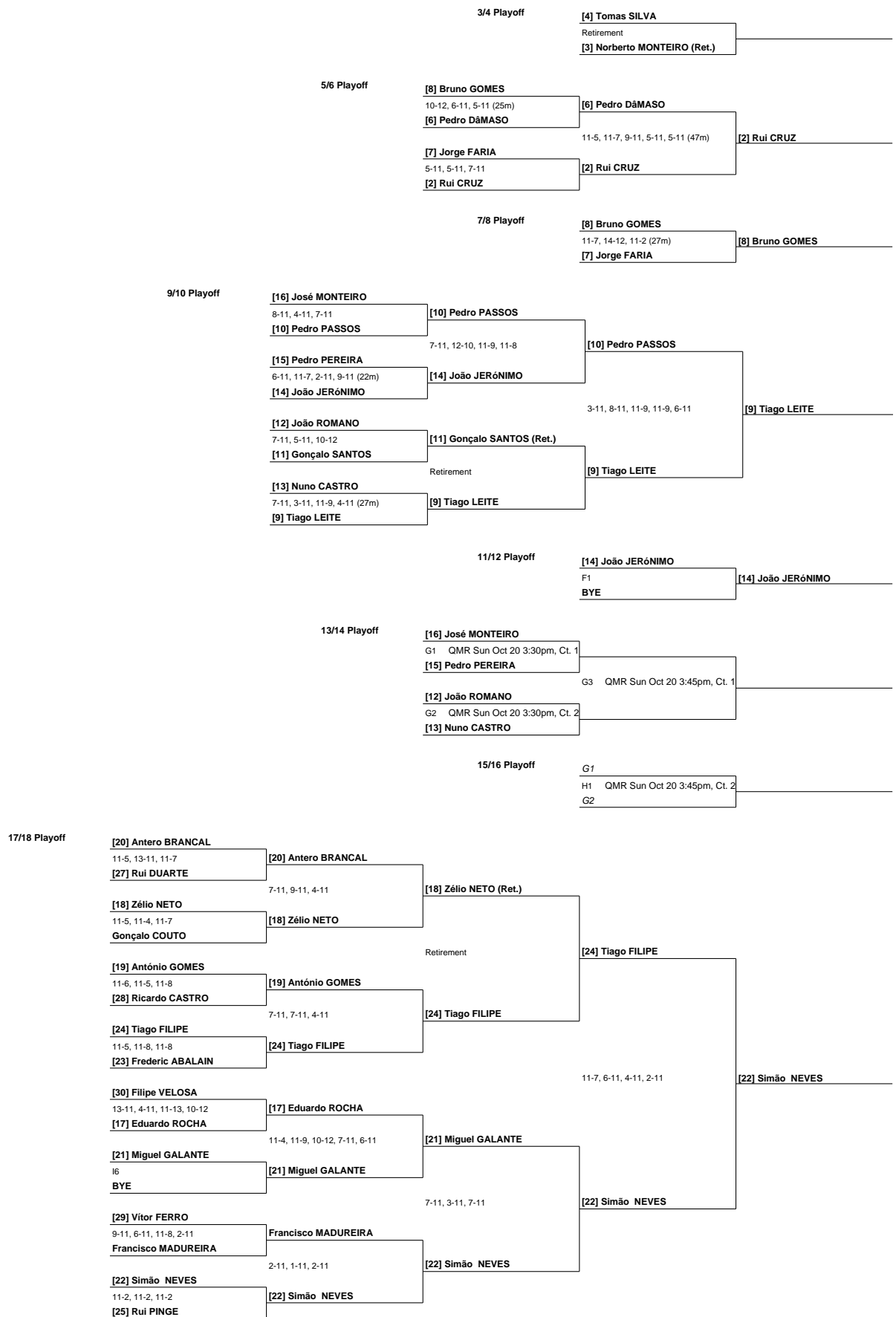
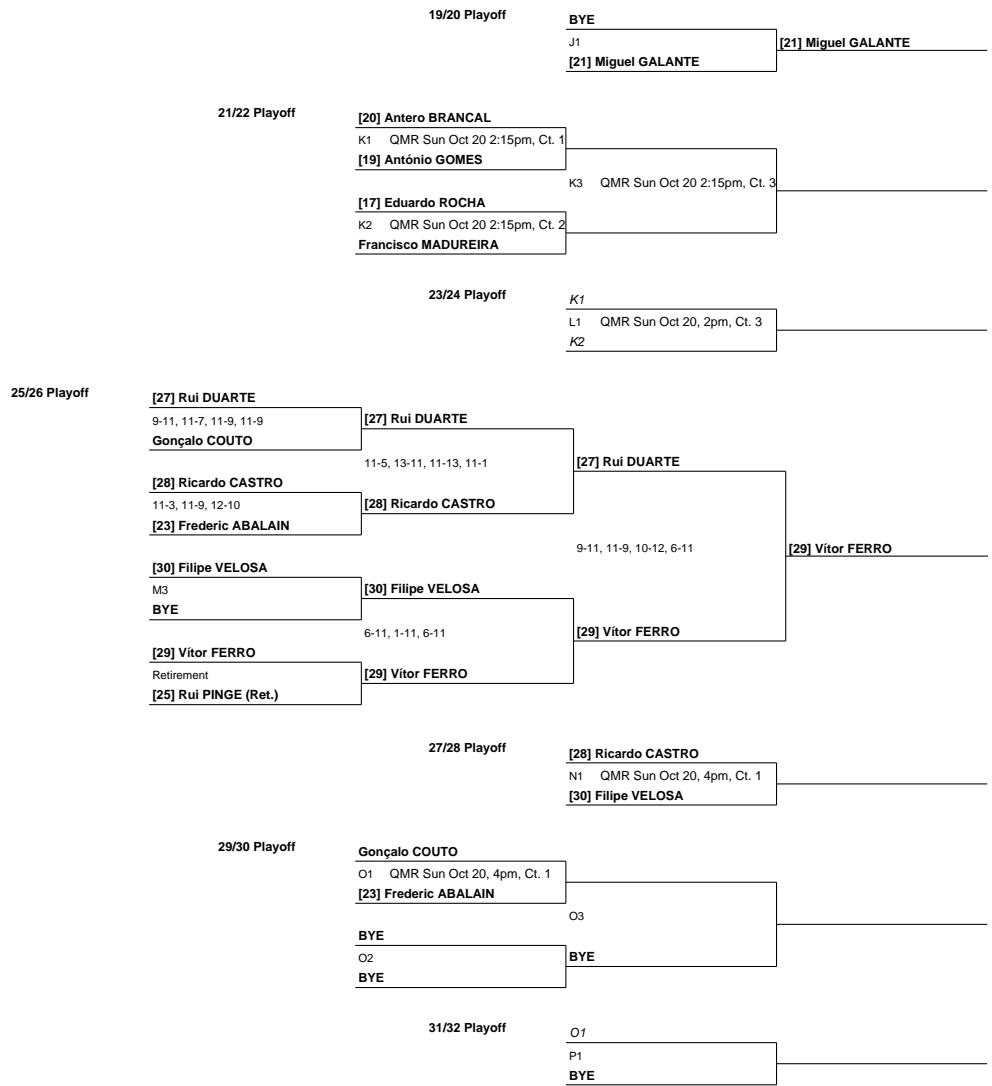


2019/2020 - Hikma Squash Open 2019 - Nível 5
Hikma Men Draw

Main Draw







The diagram illustrates a complex flowchart with multiple parallel paths that eventually converge. The nodes are labeled with 'BYE' and 'Q' followed by a number. The connections are represented by lines that branch and merge, forming a tree-like structure. The flow starts from the left and moves towards the right, with multiple parallel paths that eventually converge. The final output on the right is labeled '[31] Omar MURAD'.

```

graph LR
    Q1[BYE] --> Q17[BYE]
    Q2[BYE] --> Q17
    Q3[BYE] --> Q18[BYE]
    Q4[BYE] --> Q18
    Q5[BYE] --> Q19[BYE]
    Q6[BYE] --> Q19
    Q7[BYE] --> Q20[BYE]
    Q8[BYE] --> Q20
    Q9[BYE] --> Q21[BYE]
    Q10[BYE] --> Q21
    Q11[BYE] --> Q22[BYE]
    Q12[BYE] --> Q22
    Q13[BYE] --> Q23[BYE]
    Q14[BYE] --> Q23
    Q15[BYE] --> Q24[BYE]
    Q16[BYE] --> Q24
    Q17 --> Q25[BYE]
    Q18 --> Q25
    Q19 --> Q26[BYE]
    Q20 --> Q26
    Q21 --> Q27[BYE]
    Q22 --> Q27
    Q23 --> Q28[BYE]
    Q24 --> Q28
    Q25 --> Q29[BYE]
    Q26 --> Q29
    Q27 --> Q30[BYE]
    Q28 --> Q30
    Q29 --> Q31[BYE]
    Q30 --> Q31
    Q31 --> Output[31 Omar MURAD]
  
```

BYE	
R1	
BYE	

BYE

S1

BYE

S2

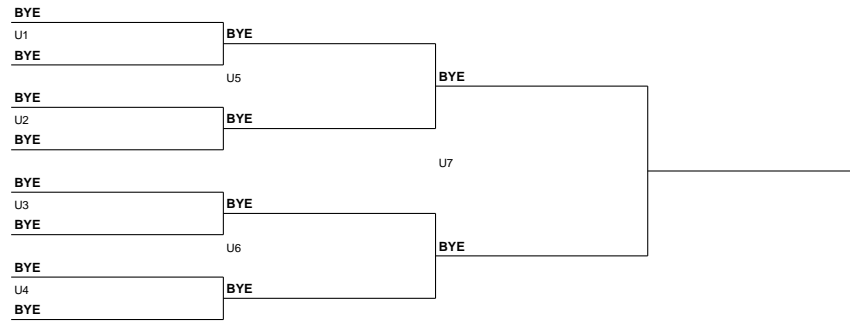
BYE

S3

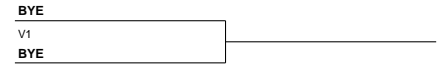
BYE

BYE	
T1	
BYE	


41/42 Playoff



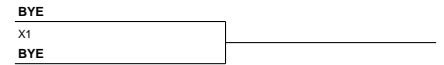
43/44 Playoff



45/46 Playoff



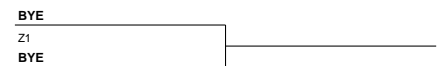
47/48 Playoff




49/50 Playoff



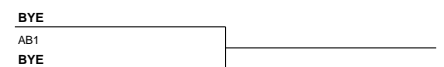
51/52 Playoff



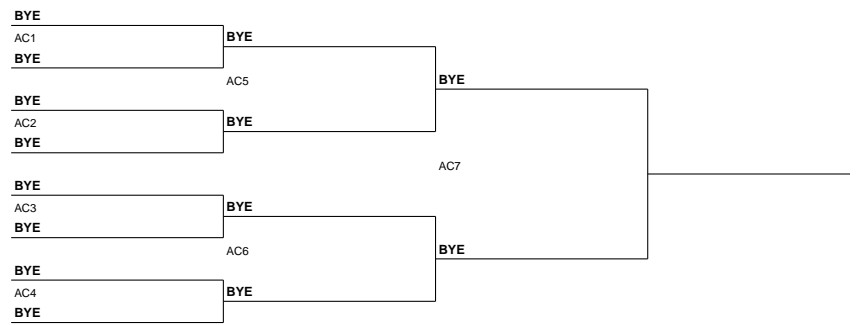
53/54 Playoff



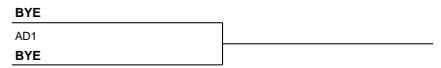
55/56 Playoff




57/58 Playoff



59/60 Playoff



61/62 Playoff



63/64 Playoff

